

CAMBRIDGE INTERNATIONAL EXAMINATIONS
International General Certificate of Secondary Education

MATHEMATICS

0580/04
0581/04

Paper 4

May/June 2003

2 hours 30 minutes

Additional Materials: Answer Booklet/Paper
Electronic calculator
Geometric instruments
Graph paper (2 sheets)
Mathematical tables (optional)
Tracing paper (optional)

READ THESE INSTRUCTIONS FIRST

Write your answers and working on the separate Answer Booklet/Paper provided.
Write your Centre number, candidate number and name on all the work you hand in.
Write in dark blue or black pen on both sides of the paper.
You may use a soft pencil for any diagrams or graphs.
Do not use staples, paper clips, highlighters, glue or correction fluid.

Answer **all** questions.

At the end of the examination, fasten all your work securely together.

The number of marks is given in brackets [] at the end of each question or part question.

All working must be clearly shown. It should be done on the same sheet as the rest of the answer.

Marks will be given for working which shows that you know how to solve the problem even if you get the answer wrong.

The total of the marks for this paper is 130.

Electronic calculators should be used.

If the degree of accuracy is not specified in the question and if the answer is not exact, give the answer to three significant figures. Give answers in degrees to one decimal place.

For π , use either your calculator value or 3.142.

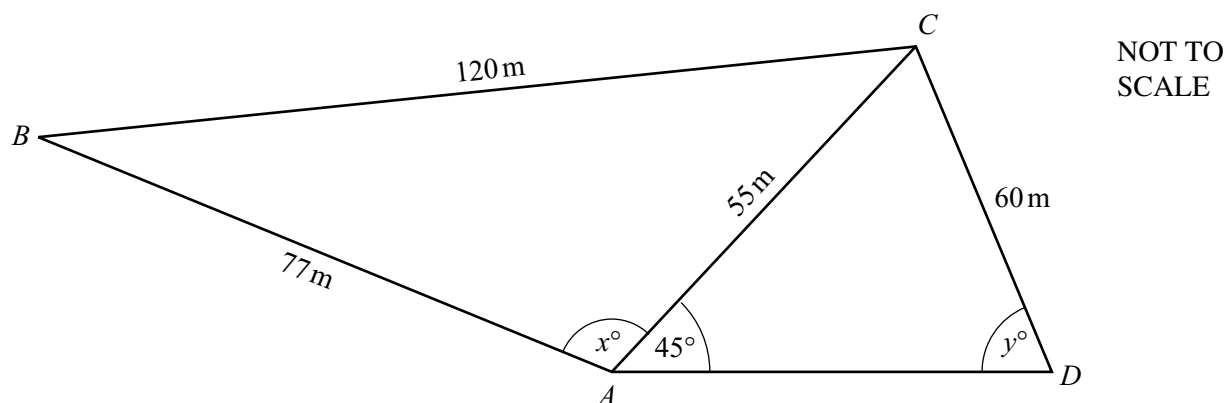
This document consists of 8 printed pages.



1 Tickets for the theatre cost either \$10 or \$16.

- (a) Calculate the total cost of 197 tickets at \$10 each and 95 tickets at \$16 each. [1]
- (b) On Monday, 157 tickets at \$10 and n tickets at \$16 were sold. The total cost was \$4018. Calculate the value of n . [2]
- (c) On Tuesday, 319 tickets were sold altogether. The total cost was \$3784. Using x for the number of \$10 tickets sold and y for the number of \$16 tickets sold, write down two equations in x and y .
Solve your equations to find the number of \$10 tickets and the number of \$16 tickets sold. [5]
- (d) On Wednesday, the cost of a \$16 ticket was reduced by 15%. Calculate this new reduced cost. [2]
- (e) The \$10 ticket costs 25% more than it did last year. Calculate the cost last year. [2]

2

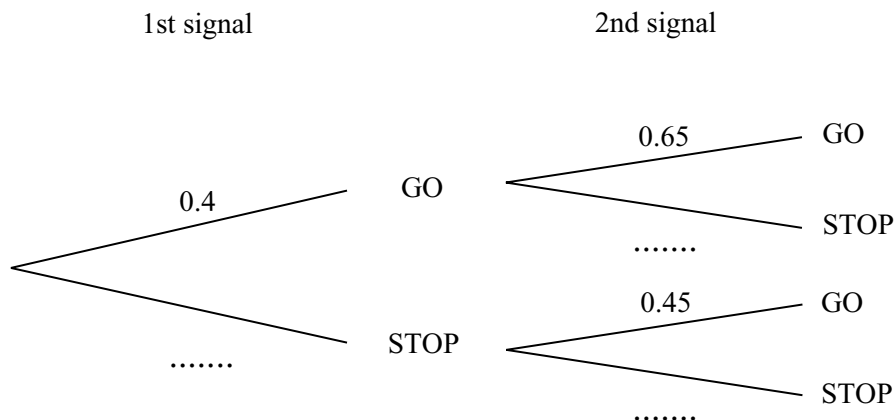


In quadrilateral $ABCD$, $AB = 77\text{ m}$, $BC = 120\text{ m}$, $CD = 60\text{ m}$ and diagonal $AC = 55\text{ m}$. Angle $CAD = 45^\circ$, angle $BAC = x^\circ$ and angle $ADC = y^\circ$.

- (a) Calculate the value of x . [4]
- (b) Calculate the value of y . [4]
- (c) The bearing of D from A is 090° . Find the bearing of
 (i) A from C , [2]
 (ii) B from A . [2]

- 3 There are 2 sets of road signals on the direct 12 kilometre route from Acity to Beetown. The signals say either “GO” or “STOP”. The probabilities that the signals are “GO” when a car arrives are shown in the tree diagram.

(a) **Copy and complete** the tree diagram for a car driver travelling along this route.



[3]

(b) Find the probability that a car driver

(i) finds both signals are “GO”,

[2]

(ii) finds exactly one of the two signals is “GO”,

[3]

(iii) does not find two “STOP” signals.

[2]

(c) With no stops, Damon completes the 12 kilometre journey at an average speed of 40 kilometres per hour.

(i) Find the time taken in **minutes** for this journey.

[1]

(ii) When Damon has to stop at a signal it adds 3 minutes to this journey time.

Calculate his average speed, in **kilometres per hour**, if he stops at both road signals. [2]

(d) Elsa takes a different route from Acity to Beetown.

This route is 15 kilometres and there are no road signals.

Elsa’s average speed for this journey is 40 kilometres per hour.

Find

(i) the time taken in **minutes** for this journey,

[1]

(ii) the probability that Damon takes more time than this on his 12 kilometre journey.

[2]

4 Answer the whole of this question on a sheet of graph paper.

x	-4	-3	-2	-1	0	1	2	3	4
$f(x)$	-8	4.5	8	5.5	0	-5.5	-8	-4.5	8

- (a) Using a scale of 2 cm to represent 1 unit on the x -axis and 2 cm to represent 4 units on the y -axis, draw axes for $-4 \leq x \leq 4$ and $-8 \leq y \leq 8$.
Draw the curve $y = f(x)$ using the table of values given above. [5]
- (b) Use your graph to solve the equation $f(x) = 0$. [2]
- (c) On the same grid, draw $y = g(x)$ for $-4 \leq x \leq 4$, where $g(x) = x + 1$. [2]
- (d) Write down the value of
- (i) $g(1)$,
 - (ii) $fg(1)$,
 - (iii) $g^{-1}(4)$,
 - (iv) the **positive** solution of $f(x) = g(x)$. [4]
- (e) Draw the tangent to $y = f(x)$ at $x = 3$. Use it to calculate an estimate of the gradient of the curve at this point. [3]

- 5** (a) Calculate the area of an equilateral triangle with sides 10 cm. [2]
- (b) Calculate the radius of a circle with circumference 10 cm. [2]
- (c)

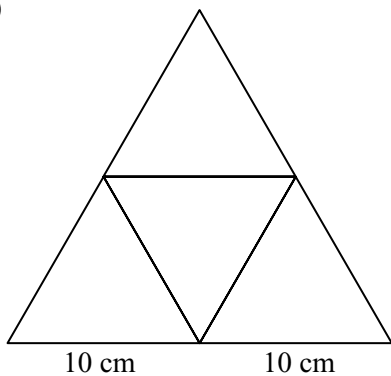


Diagram 1




Diagram 2

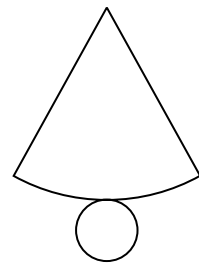
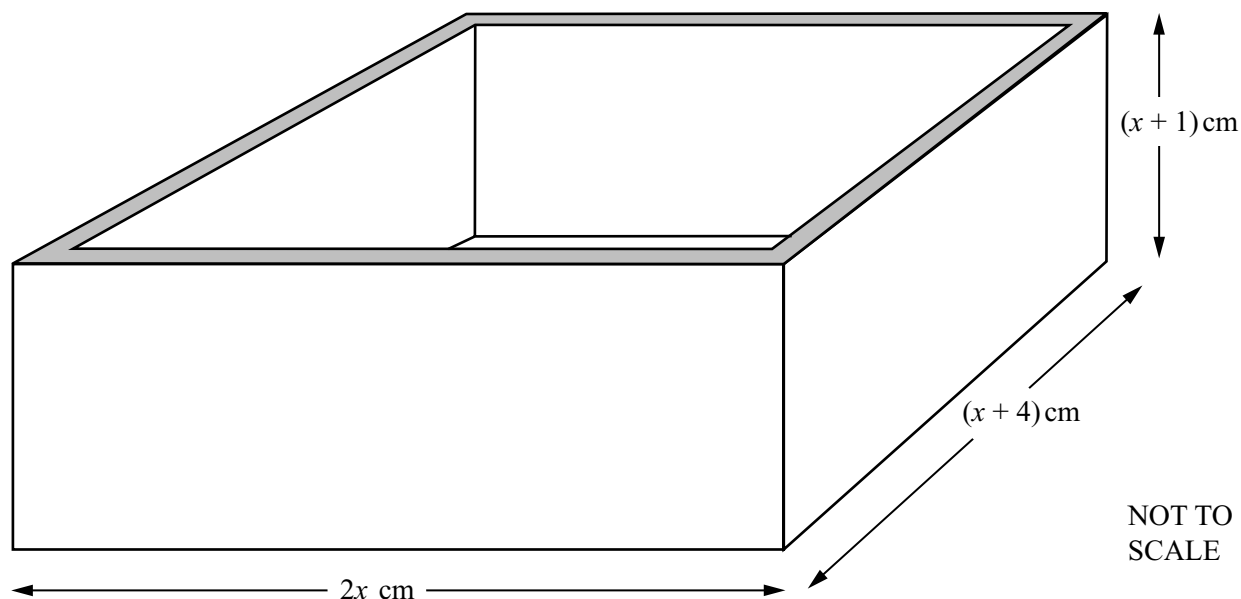


Diagram 3

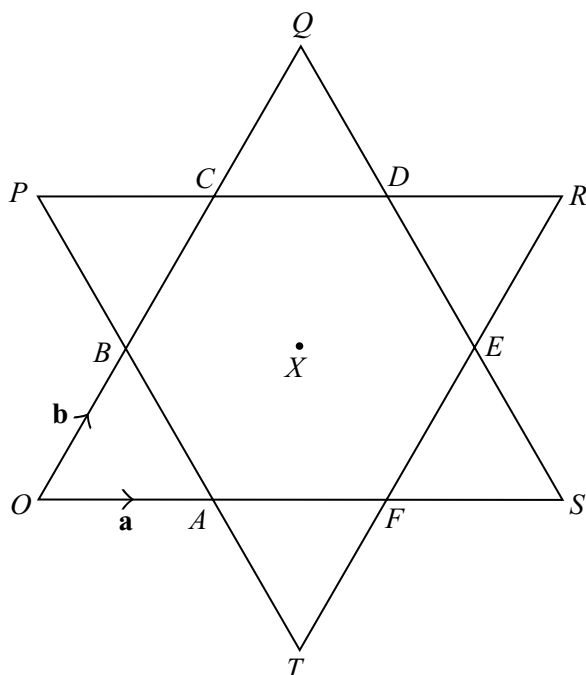
The diagrams represent the nets of 3 solids. Each straight line is 10 cm long. Each circle has circumference 10 cm. The arc length in Diagram 3 is 10 cm.

- (i) Name the solid whose net is Diagram 1. Calculate its surface area. [3]
- (ii) Name the solid whose net is Diagram 2. Calculate its volume. [4]
- (iii) Name the solid whose net is Diagram 3. Calculate its perpendicular height. [4]



A rectangular-based **open** box has **external** dimensions of $2x$ cm, $(x+4)$ cm and $(x+1)$ cm.

- (a) (i) Write down the volume of a cuboid with these dimensions. [1]
 (ii) Expand and simplify your answer. [1]
- (b) The box is made from wood 1 cm thick.
- (i) Write down the **internal** dimensions of the box in terms of x . [3]
 (ii) Find the volume of the **inside** of the box and show that the volume of the wood is $8x^2 + 12x$ cubic centimetres. [3]
- (c) The volume of the wood is 1980 cm^3 .
- (i) Show that $2x^2 + 3x - 495 = 0$ and solve this equation. [5]
 (ii) Write down the **external** dimensions of the box. [2]



A star is made up of a regular hexagon, centre X , surrounded by 6 equilateral triangles.
 $\vec{OA} = \mathbf{a}$ and $\vec{OB} = \mathbf{b}$.

- (a) Write the following vectors in terms of \mathbf{a} and/or \mathbf{b} , giving your answers in their simplest form.
- (i) \vec{OS} , [1]
 - (ii) \vec{AB} , [1]
 - (iii) \vec{CD} , [1]
 - (iv) \vec{OR} , [2]
 - (v) \vec{CF} . [2]
- (b) When $|\mathbf{a}| = 5$, write down the value of
- (i) $|\mathbf{b}|$, [1]
 - (ii) $|\mathbf{a} - \mathbf{b}|$. [1]
- (c) Describe fully a single transformation which maps
- (i) triangle OBA onto triangle OQS , [2]
 - (ii) triangle OBA onto triangle RDE , with O mapped onto R and B mapped onto D . [2]
- (d) (i) How many lines of symmetry does the star have? [1]
- (ii) When triangle OQS is rotated clockwise about X , it lies on triangle PRT , with O on P . Write down the angle of rotation. [1]

8 Answer the whole of this question on a sheet of graph paper.

In a survey, 200 shoppers were asked how much they had just spent in a supermarket.
The results are shown in the table.

Amount(\$ x)	$0 < x \leq 20$	$20 < x \leq 40$	$40 < x \leq 60$	$60 < x \leq 80$	$80 < x \leq 100$	$100 < x \leq 140$
Number of shoppers	10	32	48	54	36	20

- (a) (i) Write down the modal class. [1]
 (ii) Calculate an estimate of the mean amount, giving your answer correct to 2 decimal places. [4]
- (b) (i) Make a cumulative frequency table for these 200 shoppers. [2]
 (ii) Using a scale of 2 cm to represent \$20 on the horizontal axis and 2 cm to represent 20 shoppers on the vertical axis, draw a cumulative frequency diagram for this data. [4]
- (c) Use your cumulative frequency diagram to find
 (i) the median amount, [1]
 (ii) the upper quartile, [1]
 (iii) the interquartile range, [1]
 (iv) how many shoppers spent at least \$75. [2]
-

Question 9 is on the next page

9 (a)

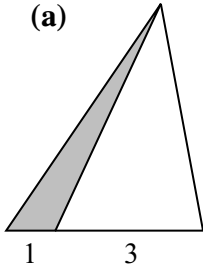


Diagram 1

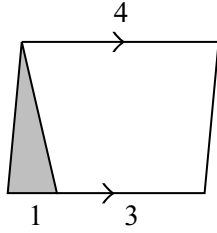


Diagram 2

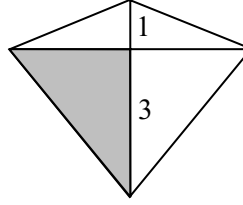


Diagram 3

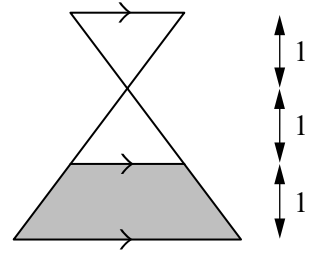


Diagram 4

Diagram 1 shows a triangle with its base divided in the ratio 1 : 3.

Diagram 2 shows a parallelogram with its base divided in the ratio 1 : 3.

Diagram 3 shows a kite with a diagonal divided in the ratio 1 : 3.

Diagram 4 shows two congruent triangles and a trapezium each of height 1 unit.

For each of the four diagrams, write down the **percentage** of the total area which is shaded. [7]

(b)

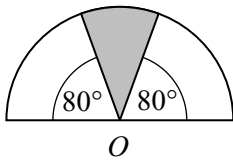


Diagram 5

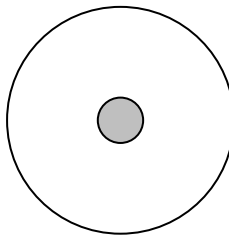


Diagram 6

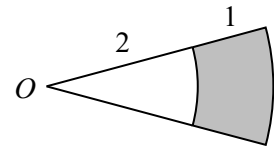


Diagram 7

Diagram 5 shows a semicircle, centre O .

Diagram 6 shows two circles with radii 1 unit and 5 units.

Diagram 7 shows two sectors, centre O , with radii 2 units and 3 units.

For each of diagrams 5, 6 and 7, write down the **fraction** of the total area which is shaded. [6]

Model Answers

Question

Solution

1(a)

$$197 \times \$10 + 95 \times \$16 \\ = \$3490$$

1(b)

$$1570 \times 10 + n \times 16 = 4018 \\ 16n = 4018 - 1570 \\ n = 2448 \div 16 \\ n = 153$$

1(c)

$$\begin{aligned} \text{Total Tickets: } x + y &= 319 & [1] \\ \text{Total Cost: } 10x + 16y &= 3784 & [2] \\ 10x + 10y &= 3190 \\ 10x + 16y &= 3784 \\ 6y &= 594 \\ y &= 99 \\ x + 99 &= 319 \\ x &= 220 \end{aligned}$$

1(d)

With a 15% reduction the new cost is 85% of the original cost.

$$- \times 16 \\ = \$13.6$$

1(e)

$$12.5/100 \times \text{last year's cost} = \$10 \\ \text{Last year's cost} = \frac{100}{12.5} \times 10 \\ = \$8$$

2(a)

Using the Cosine Rule

$$120^2 = 77^2 + 55^2 - 2 \times 77 \times 55 \cos x$$

$$\cos x = \frac{(77^2 + 55^2 - 120^2)}{(2 \times 77 \times 55)}$$

$$\cos x = -0.643$$

$$x = 130^\circ$$

2(b)

$$\frac{\sin y}{55} = \frac{\sin 45}{60}$$

$$\sin y = \frac{55 \sin 45}{60}$$

$$= 0.648$$

$$y = 40.4^\circ$$

2(c)

$$(i) \text{ Angle ACD} = 180 - (45^\circ + 40.4^\circ)$$

$$= 94.6^\circ$$

$$\text{Bearing} = 90 + 40.4 + 94.6$$

$$= 225^\circ$$

(ii) From (i) the bearing of C from A is 045° .

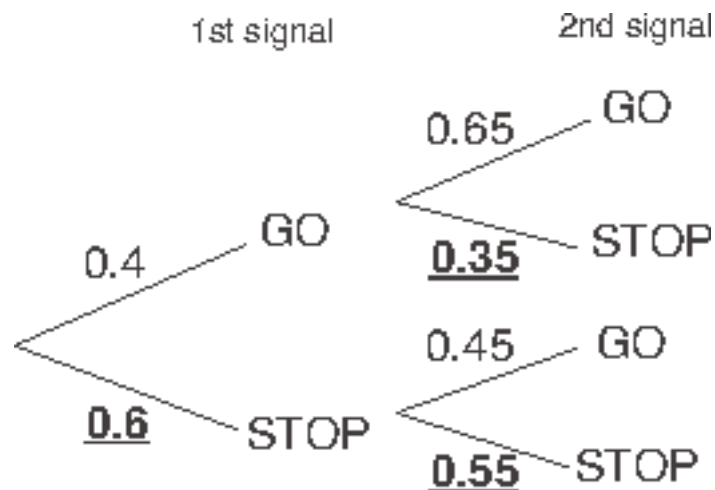
The remainder of the angle x is

$$130 - 45 = 85^\circ$$

$$\text{The bearing of B from A} = 360 - 85$$

$$= 275^\circ$$

3(a)



3(b)

$$\begin{aligned}
 \text{(i)} \quad & 0.4 \times 0.65 \\
 & = 0.26 \\
 \text{(ii)} \quad & 0.4 \times 0.35 + 0.6 \times 0.45 \\
 & = 0.41
 \end{aligned}$$

$$\begin{aligned}
 \text{(iii)} \quad & 1 - 0.6 \times 0.55 \\
 & = 0.67
 \end{aligned}$$

3(c)

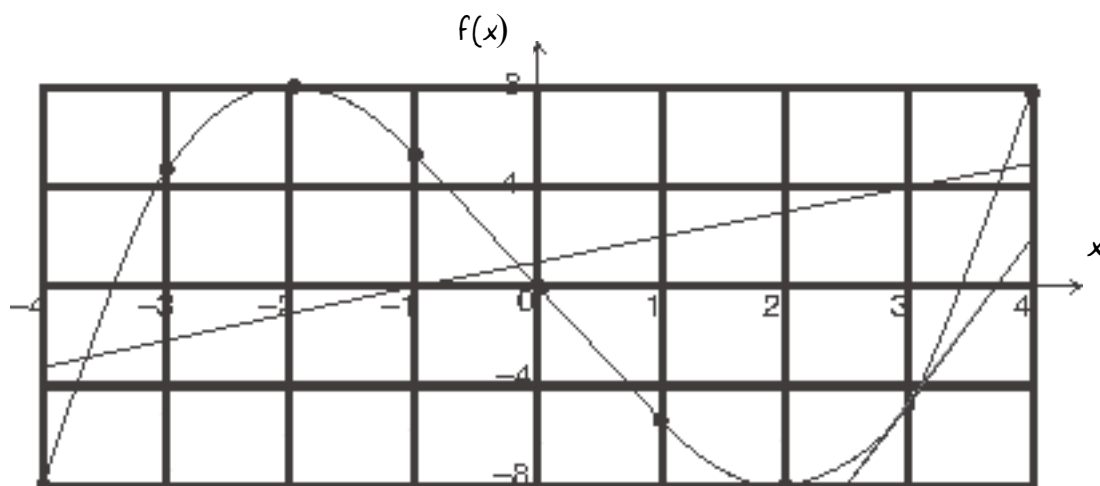
$$\begin{aligned}
 \text{(i)} \quad \text{Time} &= \text{Distance} \div \text{Speed} \\
 &= 12 \div 40 \text{ hours} \\
 &= 12 \div 40 \times 60 \text{ minutes} \\
 &= 18 \text{ minutes} \\
 \text{(ii)} \quad \text{New Time} &= 18 + 6 \\
 &= 24 \text{ minutes} \\
 \text{Speed} &= \text{Distance} \div \text{Time} \\
 &= 12 \div 24 \\
 &= 0.5 \times 60 \\
 &= 30 \text{ km per hour}
 \end{aligned}$$

3(d)

$$\begin{aligned}
 \text{(i)} \quad \text{Time} &= 15 \div 40 \times 60 \\
 &= 22.5 \text{ minutes}
 \end{aligned}$$

(ii) Damon only takes longer than this when he stops at both signals.
 Probability = $0.6 \times 0.55 = 0.33$

4(a)
(c)



4(b)

Quote the three values of x where the curve crosses the x axis
 $-3.6 \leq x \leq -3.3$, $x = 0$, $3.3 \leq x \leq 3.6$

4(d)

(i) $g(1) = 1 + 1 = 2$

(ii) $fg(1) = f(2) = -8$

(iii) $g^{-1}(4) = 4 - 1 = 3$

(iv) $f(x) = g(x)$ for $3.75 \leq x \leq 3.9$

4(e)

Tangent at $x = 3$ drawn on the curve
 Calculate vertical/horizontal using the scale
 Answer in range 5 to 10

5(a)

$$\begin{aligned} \text{Area} &= 0.5 \times 10 \times 10 \times \sin 60 \\ &= 43.3 \end{aligned}$$

5(b)

Circumference $= 2\pi r$ where r is the radius.

$$\text{So } 2\pi r = 10$$

$$\begin{aligned} r &= \frac{10}{2\pi} \\ &= 1.59 \end{aligned}$$

5(c)

(i) Tetrahedron

$$\begin{aligned}\text{Surface area} &= 4 \times 43.3 \\ &= 173 \text{ sq.cm.}\end{aligned}$$

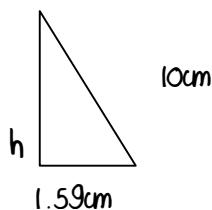
(ii) Cylinder

$$\begin{aligned}\text{Volume} &= \pi r^2 h \text{ (h is the height)} \\ &= \pi \times 1.59^2 \times 10 \\ &= 79.4 \text{ cu.cm.}\end{aligned}$$

(iii) Cone

Hypotenuse = 10 centimetres

Radius = 1.59 centimetres



$$\begin{aligned}\text{Height, } h &= \sqrt{(10^2 - 1.59^2)} \\ &= 9.87 \text{cm.}\end{aligned}$$

6(a)

$$\begin{aligned}\text{(i) Volume} &= \text{length} \times \text{breadth} \times \text{height} \\ &= 2x(x+4)(x+1)\end{aligned}$$

$$\begin{aligned}\text{(ii) Volume} &= 2x(x^2 + x + 4x + 4) \\ &= 2x^3 + 10x^2 + 8x\end{aligned}$$

6(b)

(i) $2x - 2$, $x + 4 - 2$, and $x + 1 - 1$
gives $2x - 2$, $x + 2$ and x

$$\begin{aligned}\text{(ii) Volume inside} &= x(2x - 2)(x + 2) \\ &= 2x^3 + 2x^2 - 4x\end{aligned}$$

$$\begin{aligned}\text{Wood} &= \text{Volume outside} - \text{volume inside} \\ &= 8x^2 + 12x\end{aligned}$$

6(c)

$$\begin{aligned}\text{(i) } 8x^2 + 12x &= 1980 \\ 2x^2 + 3x &= 495 \\ 2x^2 + 3x - 495 &= 0\end{aligned}$$

Solving by the formula

$$a = 2, b = 3 \text{ and } c = -495$$

$$x = \frac{-3 \pm \sqrt{3^2 - 4 \times 2 \times -495}}{2 \times 2}$$

$$x = 15 \text{ or } -16.5$$

(ii) Use the positive answer, $x = 15$
Dimensions are 30 by 19 by 16

7(a)

- (i) $OS = 3a$
- (ii) $AB = b - a$
- (iii) $CD = a$
- (iv) $OR = OF + FB$
 $= 2a + 2b$
- (v) $CF = 2 \times BA$
 $= 2a - 2b$

7(b)

- (i) $|b| = 5$
- (ii) $|a - b| = 5$

7(c)

- (i) Enlargement,
Scale Factor 3 and centre O
- (ii) Reflection in the line CF

7(d)

- (i) 6
- (ii) 60°

8(a)

- (i) $60 < x \leq 80$

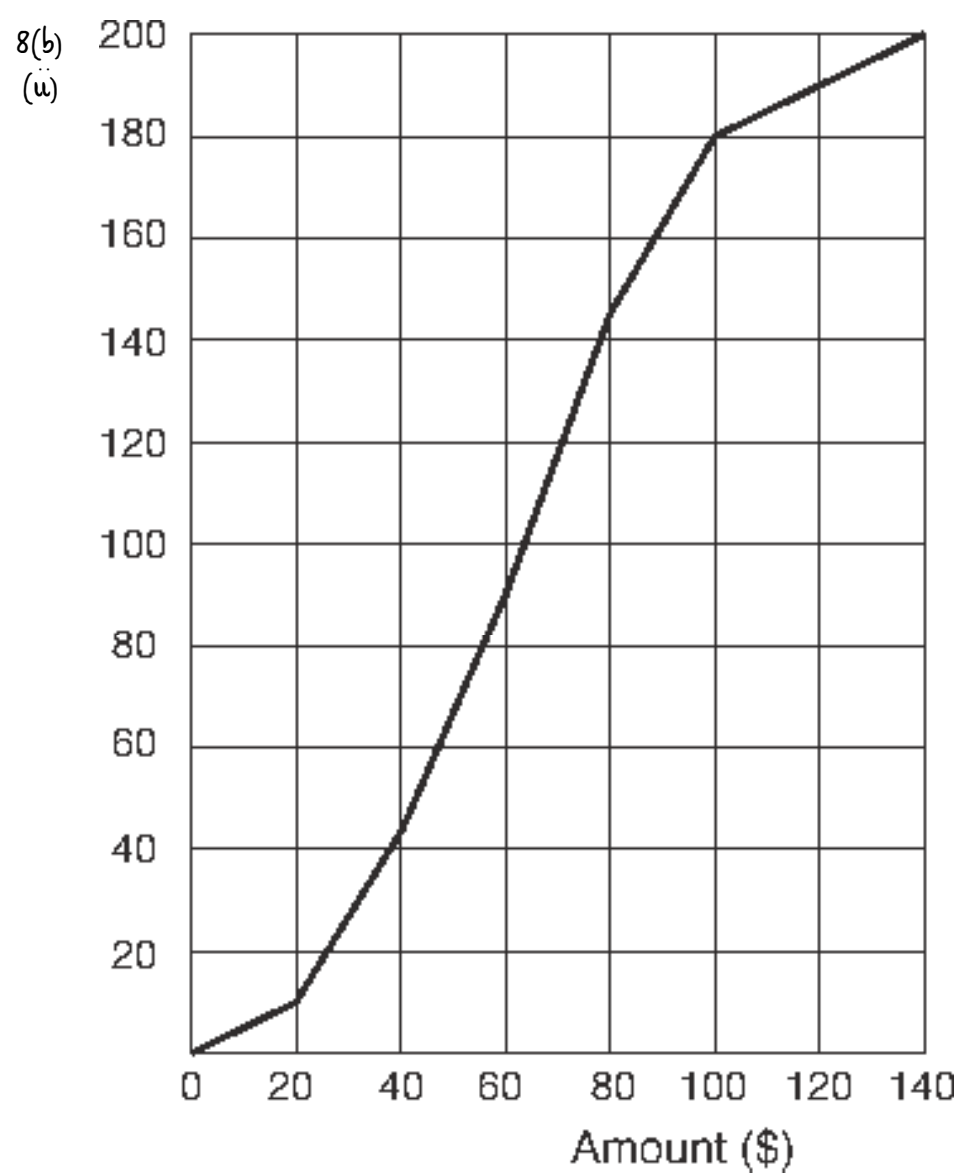
(ii)

$$[(10 \times 10) + (30 \times 32) + (50 \times 48) + (70 \times 54) + (90 \times 36) + (120 \times 20)] \div 200$$

$$= \$64.40$$

8(b) (i)

Amount \leq	20	40	60	80	100	140
Shoppers	10	42	90	144	180	200



- 8(c)
- (i) Median = 63 to 64
 - (ii) Upper Quartile = 82 to 84
 - (iii) I.Q. Range = Upper quartile - Lower quartile
= 38 to 41
 - (iv) At least \$75 spent = 67 to 72

- 9(a)
- Diagram 1 = > 25%
 - Diagram 2 = > 12.5%
 - Diagram 3 = > 37.5%

Diagram 4 = > 60%

- 9(b)
- Diagram 5 = > $1/9$
 - Diagram 6 = > $1/25$
 - Diagram 7 = > $5/9$

Summary of Comments on IGCSE Mathematics Paper 4 June 2003

Page: 2

- Q1(a) Straightforward start gives an indication of how to tackle the algebra to come. Care is needed to quote the total cost and not just two separate amounts.
- Q1(b) Follow the method of part (a) and solve the linear equation. Subtract before dividing.
- Q1(c) Total is $x + y$ and is equal to 319.
Follow the method of (a) and (b).
Multiply equation [1] by 10.
Leave equation [2] in its original form.
Subtract the equations.

Substitute $y = 99$ in equation [1].
Alternatively multiply equation [1] by 16 to find x first. Use a calculator to check that the solutions found fit equation [2].
- Q1(d) Alternatively, find 15% of 16 and subtract from 16.
- Q1(e) Reversed percentages. Think about the words of the question being written in the form of an equation.
25% more indicates 125% of the original.
Avoid the common errors of finding 75% of 10 or finding 125% of 10.
- Q2(a) **Do not measure lengths or angles**
Is the calculator in degree mode?
Rules need to be known but M2 available for first line of $\cos x =$ form quoted with values.
Brackets round both numerator and denominator when using the calculator will ensure that errors do not occur. The value of $\cos x$ does not need to be shown for the two A marks. Remember that a negative cosine indicates an obtuse angle.

Do not over approximate for $\cos x$. It is best to leave the figures on the calculator.

- Q2(b) Use the sine rule whenever it works. Only use the cosine rule when either 3 sides or 2 sides and the angle included between these 2 sides are given.
Again do not over-approximate at any intermediate stages of the solution.
- Q2(c) Bearings are measured from a north line, (usually up the page) in a clockwise direction and quoted with three figures.
Alternatively the bearing of C from A is 045° .
So the bearing of A from C is $180 + 45 = 225^\circ$ which is the back bearing method.
Alternatively, bearing of West is 270° .
So the bearing is $270 + (180 - (130 + 45)) = 275^\circ$

Page: 3

- Q3(a) Do not answer this on the question paper. As instructed, draw it and enter the probabilities as shown.
Pairs of probabilities must each total 1.0.
- Q3(b) 1^{st} on 'go' AND 2^{nd} on 'go' means MULTIPLY.

'Go' AND 'Stop' OR 'Stop' AND 'Go' means multiply the branches and then ADD the two answers.
Careful not to do at least one.
Alternatively add the three relevant situations.
 $0.26 + 0.14 + 0.27$
- Q3(c) Care needed to multiply by 60 for the answer in minutes.

3 minutes at each lights, be careful not to do just 3 minutes added.

This is kilometres per minute so it is necessary to multiply by 60.
- Q3(d) Similar to part (c)(i).

For the method some understanding of the situation is needed. A statement like that given would achieve M1.

Page: 4

- Q4(a) Use the scale given, it is the best one to work with and gets 1 mark.
(c) Plot the points with care and clearly, as this is worth 3 marks. Make sure the curve goes through all the points and no sections have been ruled. Try to make the curve as smooth as possible, with no 'fuzzy' parts. This is worth 1 mark.
A ruler must be used for the straight lines in parts (c) and (e).
For (c), find and plot 3 values of $g(x)$ using any values of x . Draw the line $g(x)$ for the full width of the graph.
- Q4(b) The values must be correct for the drawn graph and in these ranges.
- Q4(d) Substitute 1 for x .
Find $f(2)$ from the table or graph. $fg(1) \neq f(1) \times g(1)$
Inverse of add 1 is subtract 1 or can be read from the graph as the x value when $f(x) = 4$
Only the x value is required, $f(x)$ must not be given.
- Q4(e) Tangent must touch the curve (no daylight and not a chord).
Agreeing with the graph.
- Q5(a) All sides are 10 centimetres and all angles are 60° .
This area formula should be learnt. Finding the perpendicular height separately can lead to errors, usually of early approximation.
- Q5(b) Accuracy must be given to a minimum of 3 significant figures. The formula needs to be known.
- Q5(c)(i) Triangular pyramid allowed.
4 of the triangles of part (a).
- (ii) Circular prism accepted.
Use the radius of (b) in the formula.
- (iii) Circular pyramid accepted.
Do not confuse with the surface area formula, $\pi r l$.
Lack of accuracy in the working usually produces errors in the final answers.
These formulas for areas and volumes need to be known.

Page: 5

- Q6(a) This is enough for the first mark.
- Multiply out the brackets first, and then multiply by 2.
- Q6(b) From the length and breadth subtract 2cm but only subtract 1 from the height.
- Find the volume inside by multiplying out. Then subtract the two volumes to give the volume of wood. Working must be shown and the result stated.
- Q6(c) This part needs to use the volume in (b)(ii) to equate to 1980. Then divide by 4 and quote the result. Must have ' $= 0$ '.
- Can also factorise
- $$(x - 15)(2x + 33) = 0$$
- gives $x = 15$ or -16.5
- Completing the square is another method.
- Negative solution is not possible. This is not essential to state but makes understanding clear.

Page: 6

- Q7(a)(i) Just three times the vector **OA**.
- (ii) This is **AO + OB**
- (iii) Equal to **OA**
- (iv) Move from O to R along known vectors.
- (v) Observe this is parallel to BA and twice its length. **BA = -AB**
- Q7(b)(i) Magnitude of **b** is equal to the magnitude of **a**.
- (ii) This is the magnitude of **AB** which is the same as the magnitude of **a**.
- Q7(c)(i) All the parts required for both marks.
- (ii) The line must be quoted for the second mark.

- Q7(d)(i) Joining points of stars and D to A etc.
(ii) Tracing paper would help to realise that in turning through 360° it would be exactly over the shape 6 times.

Page: 7

- Q8(a)(i) The group with the highest frequency, not the frequency of 54 itself.
(ii) Midpoints 10,30,50,70,90,120.
Midpoints \times frequencies and added. Division by total shoppers.
The answer was to be two decimal places so the zero was essential here for the accuracy mark.
Do not use class width rather than frequency in the multiplying.
- Q8(b)(i) Add each frequency to the previous total. Check that the last figure is equal to the total number of shoppers.
- Q8(b)(ii) The cumulative frequency diagram is shown. The points may be joined either with a smooth curve or with a series of straight lines, as in the diagram.
Points must be plotted at the ends of the intervals, not at the midpoints.
The graph must start at (0,0).
Make sure the scale is as given, worth 1 mark.
There are 2 marks for correctly plotting the points.
There is 1 mark for a correct joining of the points including starting at (0,0).
- Q8(c)(i) Value of x for 100 on vertical scale.
(ii) Value of x for 150 on vertical scale.
(iii) Subtract value of x for 50 on vertical scale from previous answer.
(iv) Read number of shoppers for amount \$75 and subtract from 200.
Answers need to be within the ranges shown but also correct for the candidate's graph.

Page: 8

Q9(a) Diagram 1	One quarter of the base, same height.
Diagram 2	One quarter of the base, same height but halve the percentage as a triangle is compared with a parallelogram.
Diagram 3	Large sections are 3 times the area of the small sections. The shaded is three-eighths of the whole.
Diagram 4	Shaded part is equivalent to three of the unshaded triangles. That is three-fifths of the figure. There are other ways of working these, but not based on similar figures.
Q9(b) Diagram 5	20/180 and cancelled. Not over 360, a common error.
Diagram 6	$\frac{\pi \times 1^2}{\pi \times 5^2}$
Diagram 7	Area of small sector:area of large sector = 4:9 As the whole is 9 parts and the unshaded is 4 parts the shaded is 5 parts. Again there are other approaches possible and where more than 1 mark is given there are marks allowed for correct methods which do not achieve the correct solution.